

Clifton Plaza

1006 US HIGHWAY 46 | CLIFTON, NJ 07013

LEVIN
MANAGEMENT



Available Space

1,532 SF, 24,000 SF - Junior Anchor Space (former Big Lots)

Property Highlights

- Clifton Plaza is home to a diverse lineup of retail, restaurant, and service tenants, plus a freestanding Blink Fitness.
- Strategically located on **Highway 46 westbound**, attracting **1.7 million annual visits.***
- **Exciting New Openings:** New Jersey Eyes, a luxury nail salon, a hair salon and Subzi Mandi Farmer's Market.
- The average household income (AHHI) within 1 mile exceeds \$187K.
- Close to Route 3 and the Garden State Parkway, ensuring easy access.
- **Attractive Co-Broker Incentives: 5% commission up to 15K SF and 4% commission for 15,001 SF up to 40K SF**

Retailers



Average Daily Traffic

45,147 Highway 46
102,811 Route 3
7,597 Valley Road

Demographics

5-mile radius



657,501
POPULATION



231,242
HOUSEHOLDS



\$135,386
AVERAGE HH INCOME



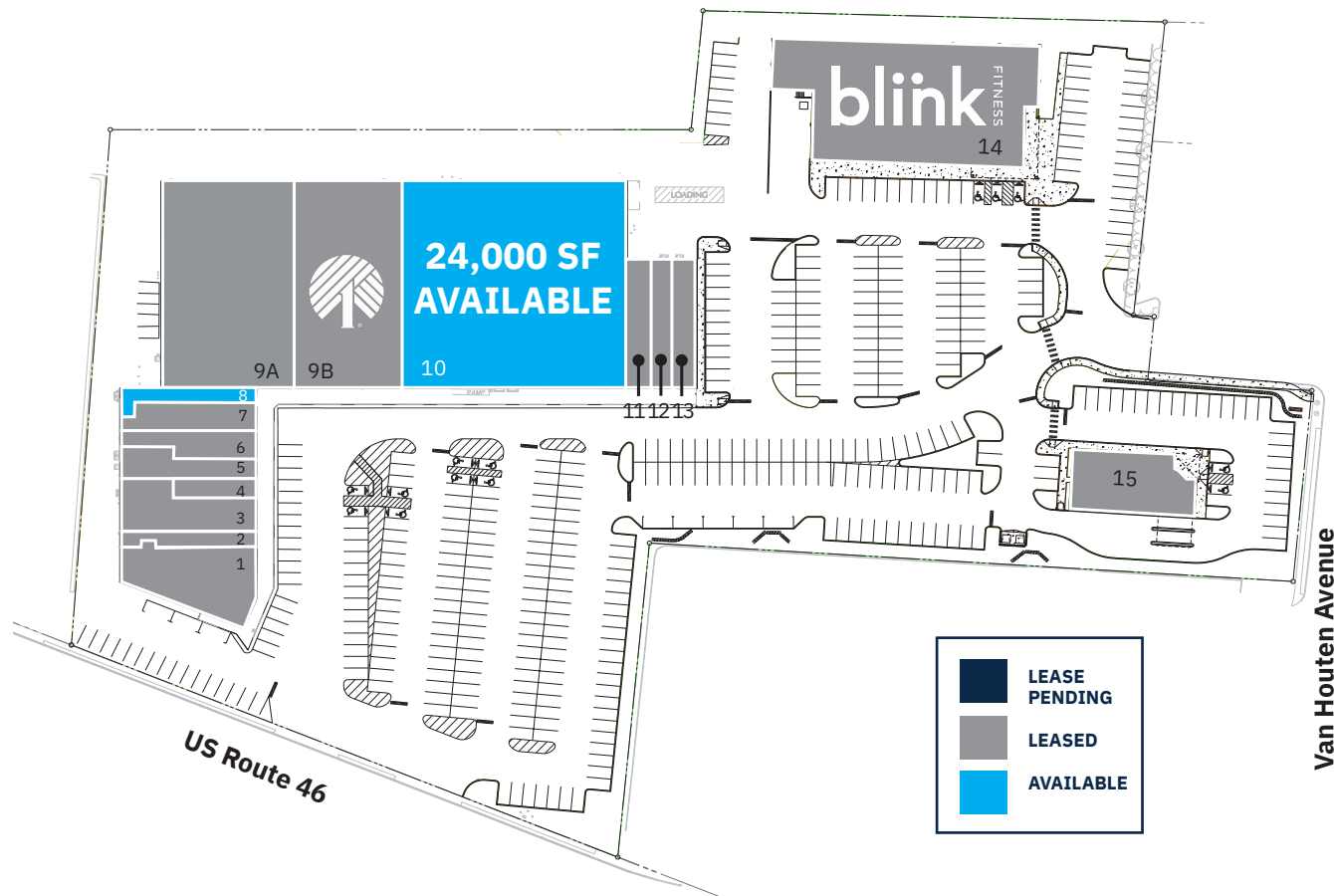
612,602
DAYTIME POPULATION

Source: sitesusa.com

Clifton Plaza

1006 US HIGHWAY 46 | CLIFTON, NJ 07013

SITE PLAN



TENANT ROSTER

		SF
1	Work-n-Gear	3,247
2	GameStop	1,629
3	Dunkin	3,167
4	Epic Unisex Salon	850
5	Verizon	2,365
6	Field Liquors	2,135
7	New Jersey Eyes	1,950
8	Available	1,532
9A	Subzi Mandi Farmer's Market	16,000
9B	Dollar Tree	14,166
10	Available - Junior Anchor	24,000
11	Bruno's Pizza	2,110
12	Sally Beauty Supply	1,421
13	Fiina Nail Lounge	1,600
14	Blink Fitness	15,000
15	Valley National Bank	4,050

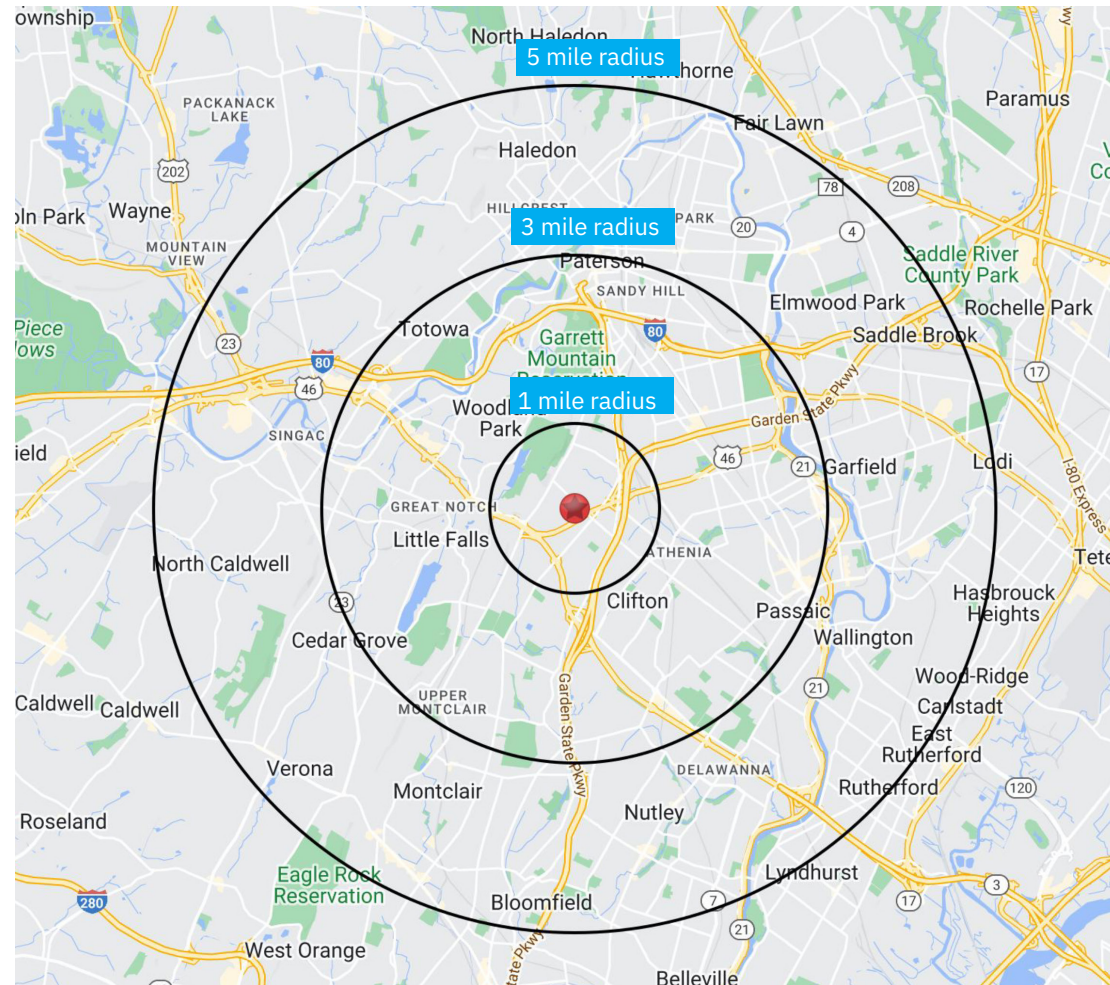
Clifton Plaza

1006 US HIGHWAY 46 | CLIFTON, NJ 07013

DEMOGRAPHICS

2010-2020 Census, 2025 Estimates	1 mile radius	3 mile radius	5 mile radius
Population	16,095	247,665	657,501
Households	6,243	82,978	231,242
Average Household Income	\$175,065	\$124,768	\$135,386
Projected Average Household Income (2030)	\$172,698	\$123,211	\$133,733
Median Household Income	\$133,502	\$98,717	\$106,114
Total Businesses	730	10,977	28,350
Total Employees	7,723	82,576	221,505
Daytime Population	15,643	228,982	612,602
Total Annual Household Expenditure	\$862.78 M	\$9.44 B	\$27.44 B
HH Income \$200K or more	1,877	14,026	46,511
College Degree + (Bachelor Degree or Higher)	5,542	49,933	159,536

Source: sitesusa.com



Clifton Plaza

1006 US HIGHWAY 46 | CLIFTON, NJ 07013

LEVIN
MANAGEMENT

MARKET AERIAL

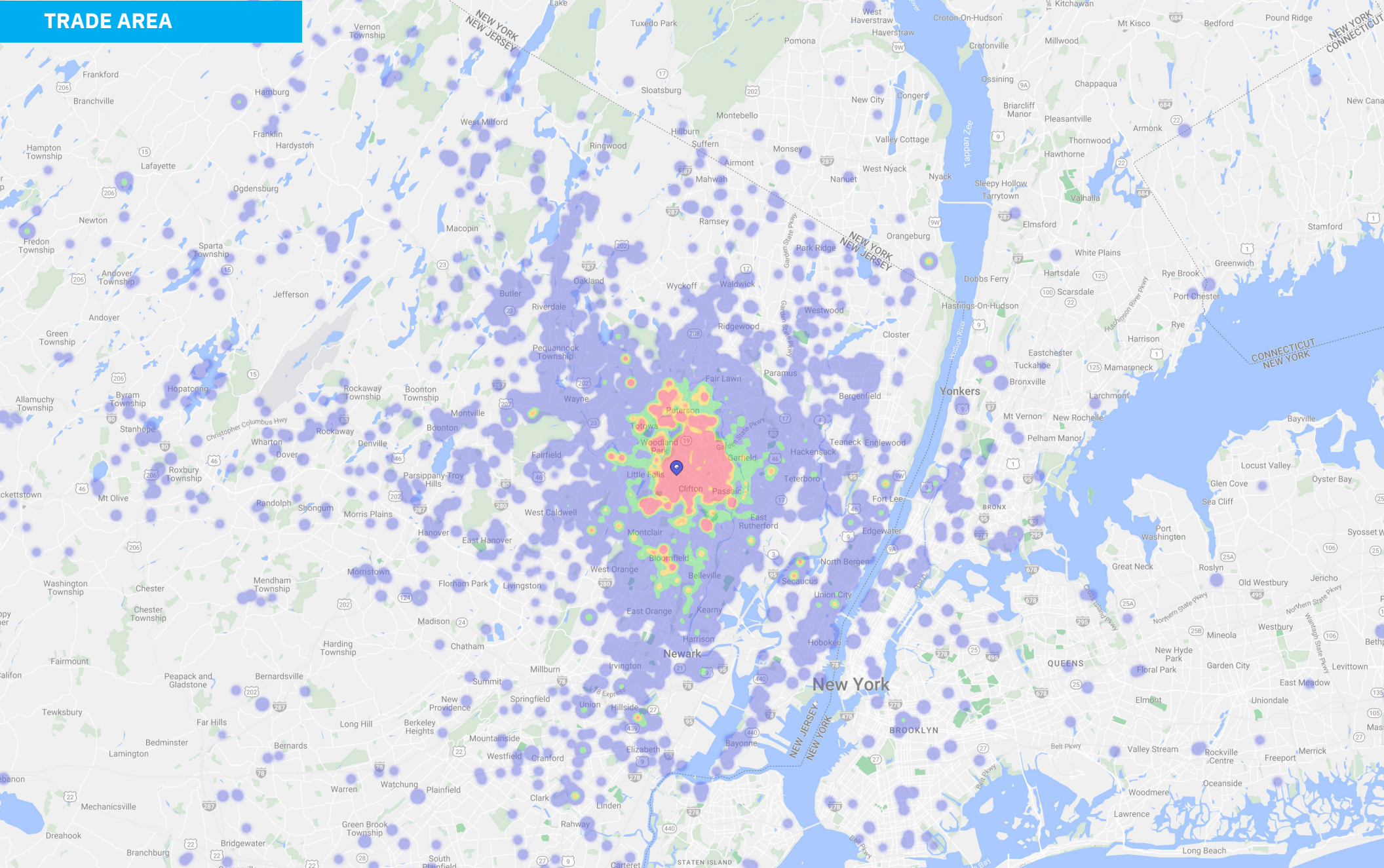


Clifton Plaza

1006 US HIGHWAY 46 | CLIFTON, NJ 07013

LEVIN
MANAGEMENT

TRADE AREA



CONTACT EXCLUSIVE AGENT

VANESSA KELTY

Senior Leasing Representative

t. 908.226.5269 m. 609.972.1385

vkelly@levinmgt.com



Main Office

975 US Highway 22
North Plainfield, NJ 07060
800.488.0768
levinmgt.com | 70 YEARS